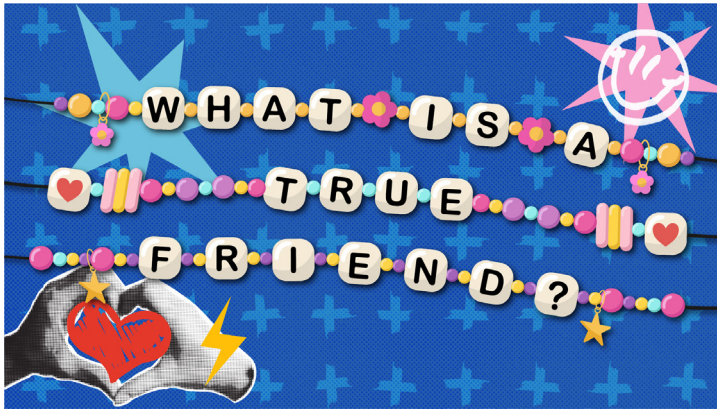




# Preschool Lesson



## What Is A True Friend?



### Whatchagaddaknow:

"I'm Your Friend, And I'll Tell You The Truth!"



### Power Verse:

"Have I now become your enemy by telling you the truth?"

- Galatians 4:16

## Before the Lesson

- \* Collect the items for the activities you plan to use, referring to the Classroom Supplies and Lesson Manual Supplies listed in the chart.
- \* Pray for your students and for God's direction in teaching the class.

## This Lesson at a Glance

Activity	Classroom Supplies	Lesson Manual Supplies
Bible Story – This week, the kids will learn the story of Nathan confronting King David's sin (2 Samuel 11 & 12).		Bible Story Pictures (pg. 6-9)
Hands-On Learning – The kids will learn that true friends speak the truth in love.	No additional supplies needed	
Craft Option # 1 - Bible Story Coloring Page	Crayons or markers	Bible Story Coloring Page Print Piece (pg. 10)
Craft Option #2 - Tiger Puppet Craft	Crayons or markers, scissors, glue, paper lunch sacks	Tiger Puppet Craft Print Piece (pg. 11)
Craft Option #3 - Friends Tell The Truth Coloring Page	Crayons or markers	Friends Tell The Truth Coloring Page Print Piece (pg. 12)



## **Bible Story**

**Supplies Needed:** Bible Story Pictures (provided on pg. 6-9)

**Teacher Instruction:** Before class begins, print the Bible Story Pictures. Have the children gathered around so they can see the pictures.

**Say-** Our Bible Story today is about King David. Sadly, he made a huge mistake. He fell in love with a woman named Bathsheba, but she was already married to another man.

**Say-** King David ordered Bathsheba's husband to be killed so that he could marry her. Uh oh! David did a horrible thing—but it was a secret. Nobody knew what he had done -except for God.

**Say-** So, God spoke to one of King David's friends, the prophet named Nathan, and told Nathan what the king had done.

**Say-** Nathan knew he would tell King David the truth about what he had done. King David has sinned! He couldn't let David continue sinning. (*show pic*)

**Say-** Nathan told King David a story. Nathan said, "Once, there was a rich man and a poor man who lived in the same town. The rich man had everything he could ever want, but the poor man only had one small lamb of his own. He loved his lamb very much. It grew up with his children, and the poor man cuddled it in his arms. One day, the rich man had a guest arrive at his house for dinner. Rather than killing a lamb from his own flock, the rich man went and took the little lamb from the poor man, killed it, and served it to his guest."

**Say-** King David was angry when he heard this story. (*show pic*) He said, "Whoever did this must be punished!" He didn't realize Nathan was using this story to show David his own sin.

**Say-** Nathan looked at David and said, (*show pic*) "You are that man! God gave you everything you could ever ask for, and you went and had a man killed so that you could steal his wife from him."

**Say-** Nathan spoke the truth to David so that he would stop sinning and do what's right!

**Say-** King David fell to his knees (*show pic*) and cried out to God, "I have sinned against the Lord!" David told God everything and made things right.

**Say-** Even though it wasn't easy for Nathan to confront the king, Nathan did the right thing by telling David the truth.

**Pray**



# **Hands-On Learning**

**Supplies Needed:** *No additional supplies needed*

**Teacher Instruction:** *Before class begins, gather classroom materials. Have the children gathered around so they can see any illustration materials.*

**Ask-** Do you want to be a good friend?

**-Allow time for response-**

**Say-** Of course! We all want to be a good friend. So, how can we be good friends?

**Say-** We can be a good friend by telling the TRUTH!

**Ask-** What does it mean to tell the truth?

**-Allow time for response-**

**Say-** I am going to say some different things, and I want you to tell me if they are true or not...

-This is my head. *(point to head)*

-This is my nose. *(point to nose)*

-My hair is green.

-This is a piece of paper. *(point to paper)*

-My skin is purple.

-I am eating ice cream right now.

**Say-** WOW! You can really tell if someone is the TRUTH or not. Great job!

**Say-** Imagine your friend is about to pet a very angry tiger. Roar like a tiger with me. *(Roar along with the kids)*  
Your friend reaches out their hand to pet the roaring, angry tiger!

**Ask-** What should you do?

**-Allow time response-**

**Say-** That's right! If your friend is in danger, you tell them the truth to keep them safe!

*(Continued on next page)*



# **Hands-On Learning**

*(Continued)*

**Say-** Disobeying God is called sin. When we disobey God, it causes danger in our life.

**Say-** If your friend is disobeying God, you should tell them the truth.

**Say-** You might say, “Stop, friend. God says we shouldn’t do that. I love you, and I want you to be safe and stay away from sin!”

**Say-** Good friends tell the truth, even when it’s tough.

**Say-** I’m your friend, and I’ll tell you the truth! Say that with me. *(Say the phrase aloud with the kids)*

**Pray**



## Craft #1: Bible Story Coloring Page

**Supplies Needed:** Bible Story Coloring Page Print Piece (provided on pg. 10); Crayons or markers

**Teacher Instruction:** Before class begins, print the Bible Story Coloring Page Print Pieces. Make sure you have enough for each kid to have one. Gather the classroom materials as well. Have the kids sit in an area that is appropriate for coloring.

**How To Do Craft** - Kids can color freely as they choose.



## Craft #2: Tiger Puppet Craft

**Supplies Needed:** Tiger Puppet Craft Print Piece (provided on pg. 11); Crayons Or Markers; Scissors; Glue; Paper Lunch Sacks

**Teacher Instruction:** Before class begins, print the Tiger Puppet Craft Print Pieces. Make sure you have enough craft pages for each kid to have one. Gather the classroom materials as well. Have the kids sit in an area that is appropriate for crafting.

**How To Do Craft** - Allow the kids to decorate and cut out one Tiger Puppet Print Piece. Use the glue to attach the pieces to the lunch sack to form a puppet. The head should be glued to the top folded-over portion of the sack, and the mouth should be glued under the folded-over portion to the flat part of the sack. Glue the body and phrase to the front of the sack under the mouth. As you help the kids with the craft, talk about how we should speak up and tell the TRUTH!



## Craft #3: Friends Tell The Truth Coloring Page

**Supplies Needed:** Friends Tell The Truth Coloring Page Print Piece (provided on pg. 12); Crayons or markers

**Teacher Instruction:** Before class begins, print the Friends Tell The Truth Coloring Page Print Piece. Make sure you have enough for each kid to have one. Gather the classroom materials as well. Have the kids sit in an area that is appropriate for coloring.

**How To Do Craft** - Kids can color freely as they choose.






















**NATHAN TOLD KING DAVID TO STOP DISOBEYING GOD.  
KING DAVID LISTENED TO NATHAN AND ASKED GOD TO FORGIVE HIS SIN.  
NATHAN WAS A TRUE FRIEND BECAUSE HE TOLD THE TRUTH!**







**I'M YOUR FRIEND, AND I'LL TELL YOU THE TRUTH!**